

STOP VALVES

BRONZE ANGLE-SEAT VALVE

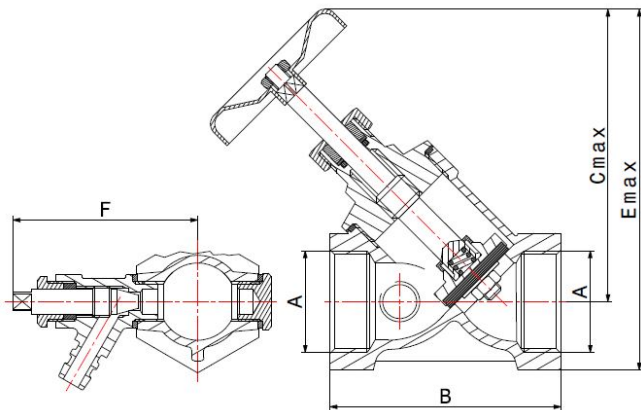
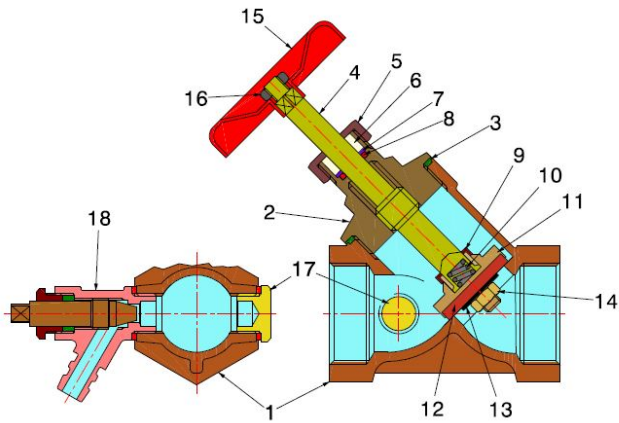

2131



- F/F bronze angle-seat valve with drain cock
- Female thread ISO 228
- Temperature range:
- Water min - 10°C - max + 100°C with drain cock closed
- Saturated steam - max + 150°C with drain cock closed

Valve suitable for distributing, regulating and interrupting liquids that could cause dezincification problems. It is especially recommended in harsh environments, such as marine ones, as long as the liquid is not salt water or with impurities that could damage the sealing. Shipbuilding, plumbing, heating and industrial sectors are the ideal fields of application.

The seat tightness is guaranteed by a PTFE seal.



COMPONENTS

POS.	PART NAME	N°	MATERIAL
1	Body	1	Bronze CC491K UNI-EN 1982:2000
2	Upper part body	1	CW617N UNI-EN 12165
3	Head gasket	1	PTFE
4	Upper part stem	1	CW617N UNI-EN 12164
5	Nut gland	1	CW617N UNI-EN 12164
6	Cylinder	1	Carbon filled PTFE
7	Washer	1	CW617N UNI-EN 12164
8	O-Ring	1	Viton®
9	Ring	1	CW617N UNI-EN 12164
10	Spring	1	AISI 302 stainless steel
11	Gasket holder	1	CW617N UNI-EN 12164
12	Seal gasket	1	Carbon filled PTFE
13	Stop washer seal	1	CW617N UNI-EN 12164
14	Nut	1	CW617N UNI-EN 12164
15	Handwheel	1	Red lacquered iron
16	Nut	1	Galvanised iron
17	Cap with gasket	1	See code 21310002XA
18	Drain cock	1	See code 34110002

N.B.: References 9 and 10 are not available in sizes 3/8" to 1"

DIMENSIONS

DN	A	B	Cmax	D	Emax	F	PN
10	3/8"	53	78	50	91	60	16
15	1/2"	57	81	50	96	60	16
20	3/4"	66	96	55	115	63	16
25	1"	75	110	55	132	67	16
32	1.1/4"	90	128	60	156	72	16
40	1.1/2"	104	149	70	181	75	16
50	2"	123	181	100	221	82	16

PACKAGING

	3/8"	1/2"	3/4"	1"	1.1/4"	1.1/2"	2"
CODE	2131610C00	2131610D00	2131610E00	2131610F00	2131610G00	2131610H00	2131610I00
PCS BOX	10	10	8	6	-	-	-

